



THE STUDENT'S GUIDE TO THE MAIDSTONE CAMPUS



**MidKent
College**

KEY AREAS OF THE MAIDSTONE CAMPUS

RECEPTION



FINANCE & BURSARY INFORMATION ZONE
CAREERS, INFORMATION & GUIDANCE (CIAG)



REFECTORY



BEAN MACHINE




WHAT WILL MY ID BADGE LOOK LIKE?

HOW DO I USE THIS TO GET INTO COLLEGE?

COLLEGE BARRIER



PLACE YOUR ID BADGE ON THE WHITE AREA FOR THE BARRIERS TO OPEN



HOW DO I READ MY TIMETABLE

MON									
TUE									
WED		10:15 - 11:45 000112895 Ext Cert Health & Social Ext Cert Health & Social PT213 (39) Oyebola F (39)							
THU	09:00 - 10:30 000112897 Ext Cert Health & Social Ext Cert Health & Social PT208 (39) Canfield S (39)	10:45 - 12:15 000112898 Progression Ext Cert Health & Social PT208 (39) Canfield S (39)	13:00 - 14:30 000112899 Ext Cert Health & Social Ext Cert Health & Social PT208 (39) Canfield S (39)	14:45 - 16:15 000112892 Ext Cert Health & Social Ext Cert Health & Social PT208 (39) Canfield S (39)					
FRI	08:45 - 10:15 000112891 Ext Cert Health & Social Ext Cert Health & Social PT209 (39) Canfield S (39)		12:45 - 14:15 000112901 PPD Ext Cert Health & Social PT209 (39) Weeks N (39)						

14:45 - 16:15 000112892
Ext Cert Health & Social Care L2
PT208 (40)
Canfield S (40)

The time of the lesson

The course name or lesson title

The location and room:

P= Park T= Tower 2= floor 2 08= room number

Tutors name

OTHER AREAS OF THE COLLEGE

PSG11

P = Park

S = Spence

G = Ground

11 = Room number

PWG17

P = Park

W = Workshop

(all workshops are in the John Spence building opposite the quad)

G = Ground

17 = Room number

PM111

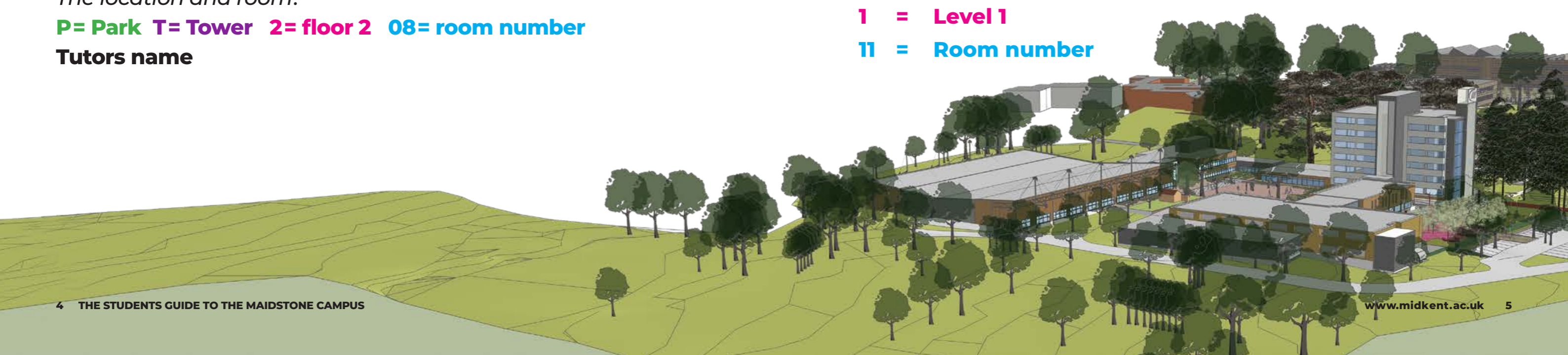
P = Park

M = Main block

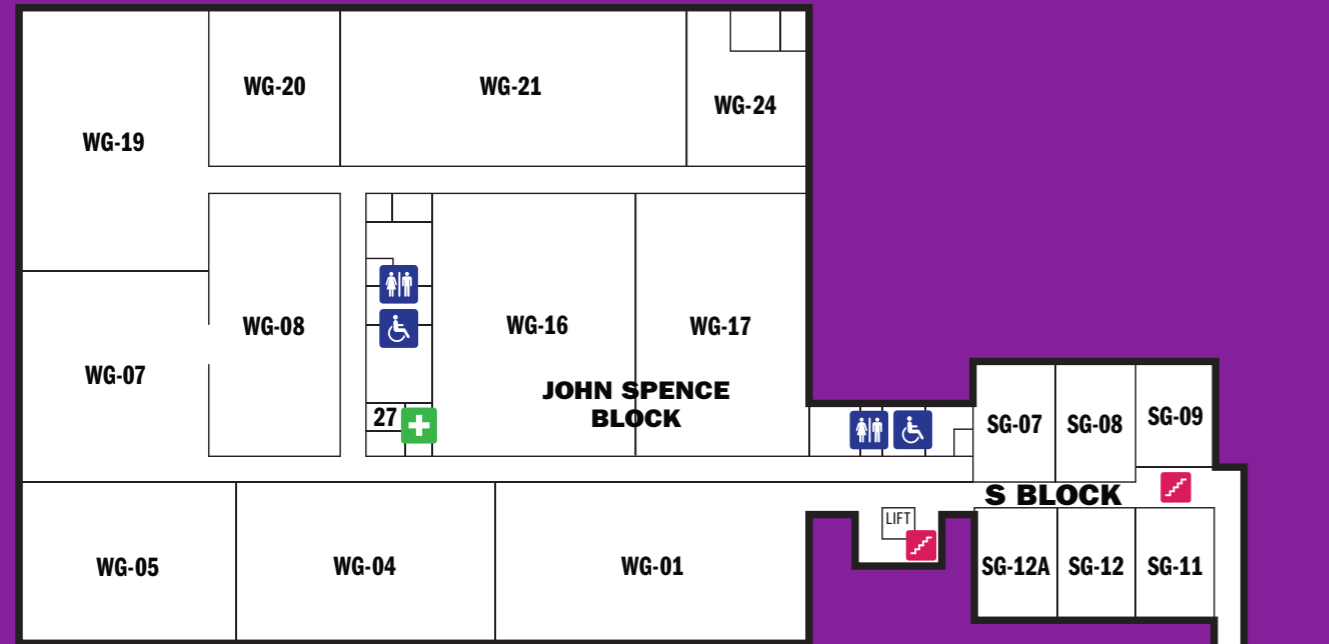
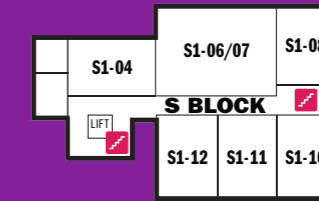
(this is behind reception near the refectory and up stairs one floor only)

1 = Level 1

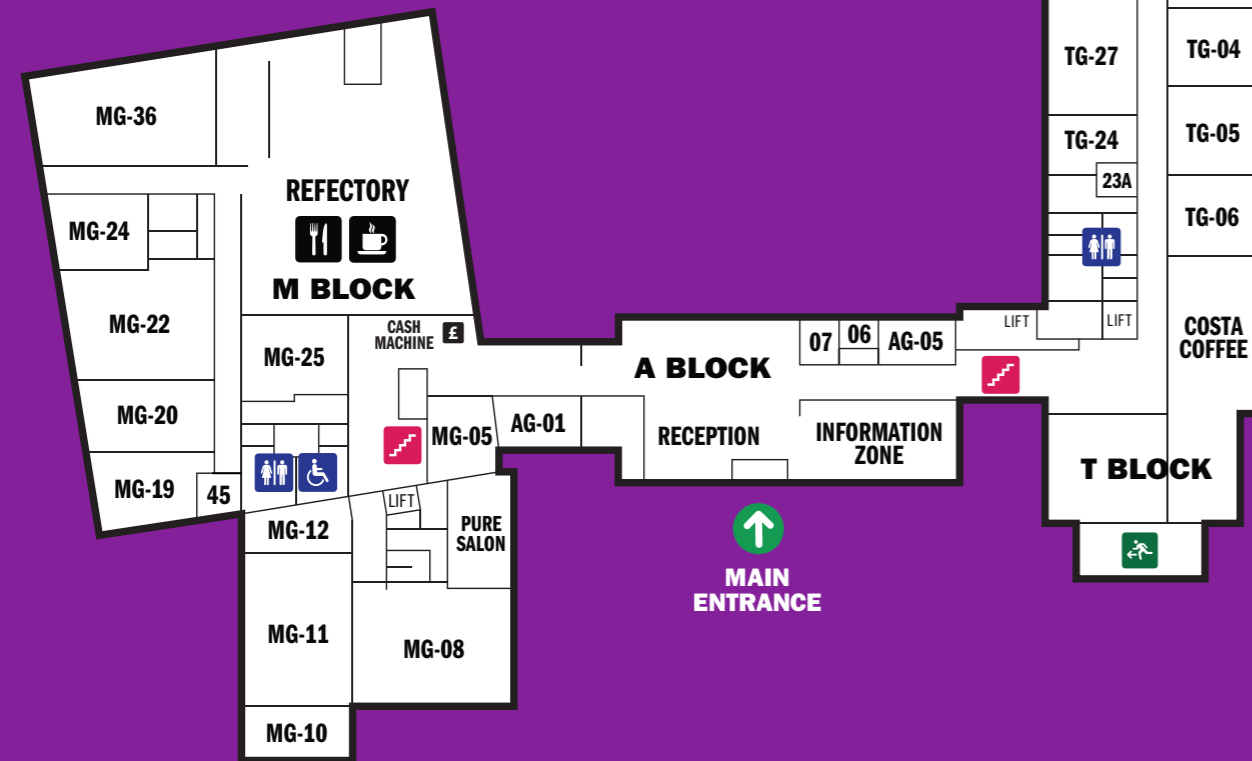
11 = Room number



MAIDSTONE CAMPUS SITE PLAN

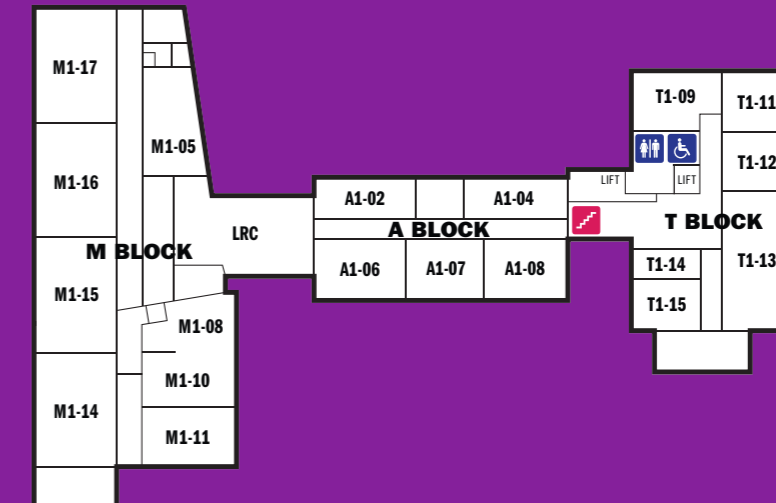


GROUND FLOOR

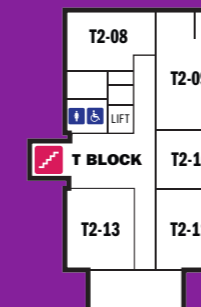


↑
**MAIN
ENTRANCE**

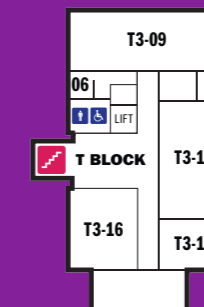
FIRST FLOOR



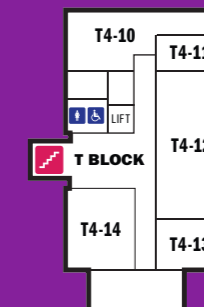
**SECOND
FLOOR**



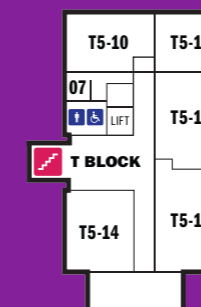
**THIRD
FLOOR**



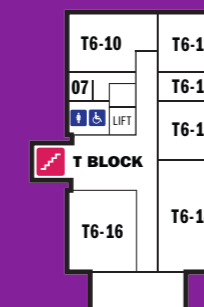
**FOURTH
FLOOR**



**FIFTH
FLOOR**



**SIXTH
FLOOR**



WHAT DO I DO IF THE TUTOR DOES NOT COME TO MY CLASS?

1. Check the timetable is still current.

You can do this at the 'Student's Information Screen' there are 2 at Maidstone, 1 is by the printer near the English and Maths printer the other is by the cash machine

2. If a tutor has not arrived you MUST ask a member of curriculum or support staff to help you. Knock on the staff room door to ask for help

STUDENT INFORMATION SCREENS

LOCATION: BY THE PRINTERS ALONG THE ENGLISH AND MATHS CORRIDOR



OPENS UP TO LOOK LIKE THIS...



LOCATION: BY THE CASH MACHINE ALONG FROM RECEPTION, NEAR THE REFECTORY



THE FIRE ALARM



This will sound similar to the alarm at school. The rules are the same. Leave the class with your tutor who will guide you to the big car park between the main college and UCM.

There you will be shown where to wait as there are several places to wait.



WHO CAN I ASK FOR HELP?

ANYONE WITH A WALKIE TALKIE



OR YOU COULD ASK AT RECEPTION AS WELL



**OR THE STAFF ROOM FOR YOUR AREA.
YOU WILL BE SHOWN ON YOUR INDUCTION DAY WHERE THIS IS.**

HELP I'VE FORGOTTEN MY ID BADGE!

Not to worry if it is your first time, ask at reception for a student day pass. You MUST hand this back in and can only borrow one a term or you will have to pay £3.00 the following day.

If you have lost your badge you can buy another the cost is £3.00. This cost could change in the future.



HELP WITH FINANCES

You can apply for a bursary if your household income is below a certain threshold. Please ask at the finance desk in the lobby Main reception for more information and to collect a form.



ADDITIONAL LEARNING SUPPORT (ALS)

If you need additional help in class then in each area there are members of staff who can help you, if you have been assessed by a Learning Support Practitioner. You would have ticked a box confirming you have a learning difficulty on your online application.

Transition

If additional support is needed we can offer a phased transition this can be organised via your school. We will discuss your individual needs with you and your school. Once you are at college we can continue to offer some support along with SEMH (Social Emotional Mental Health). 1:1 personalised therapies CBT or counselling Also access our mental health and wellbeing page through Moodle on student support.

English & Math's HUB can offer extra support as well.

If you need to speak someone in confidence you can find a Student Engagement Officer in MG-05 just after reception or opposite the printer.

Safeguarding and Welfare officers are always on hand, and can be found in MG-05.

Along with a counsellor. You can pop in and ask for a self referral alternatively thorough your personal tutor or lecturer.



THIS SIDE OF RECEPTION IS FINANCE. YOU CAN PAY FOR TRIPS, NEW ID BADGE AND ASK FOR A BURSARY FORMS HERE.

SEXUAL HEALTH CLINIC

Every Monday during term time.
12:00-14:00 in AG-05 near reception just after the barriers.
Clinics offer a free and confidential service to everyone regardless of age, gender or sexual orientation.



Maidstone and Tunbridge Wells NHS Foundation Trust

LBGT + Spectrum

A confidential support group for lesbian, gay, bisexual, transgender and questioning students. Maidstone - Pop into MG-05 to ask for dates and times.



We recognise that for many of our staff and students, faith is an integral part of their working and college life. We have a multi-faith prayer room at Maidstone located next to the English and Math Hub.



There are lots of ways to have a voice at MKC. You could be a student rep in student voice. We even have a student who attends our governors' meetings.

LIBRARY TIMES AND WHAT THEY PROVIDE



OPENING TIMES
Monday - Thursday 08:30-16:30
Friday 08:30-16:00

Books you will find here are:

- Motor Vehicle
- Building Crafts
- Travel & Tourism
- Public Services
- Hair & Beauty
- Fiction
- Maths & English and DVDs.
- Health & Social Care
- Sport
- IT
- Childcare
- Business Studies
- Accounting
- Maths & English, Fiction and DVDs.

You can sit and work in any library, and you can use the laptops or desktops in the library if they are free.

You can charge your phone or tablet in the library. You can get help from the library staff if you are looking for a book or trying to find information online.


You can also ask the library staff if you can borrow a laptop to use in class or away from the library. A laptop loan lasts for 3 hours. The laptop must be returned to the same place you borrowed it from. You cannot eat in the library.

HOW TO BORROW A BOOK FROM THE LIBRARY

WE HAVE MACHINES THAT LOOK LIKE THIS IN EVERY LIBRARY. YOU CAN USE THEM TO BORROW OR RETURN A BOOK YOURSELF.

1 Start by touching the screen where it says 'Check Out' in the blue square on the left.

2 Next you will need to slide your ID card through the red beam of light so that the machine can read the barcode and know who you are.

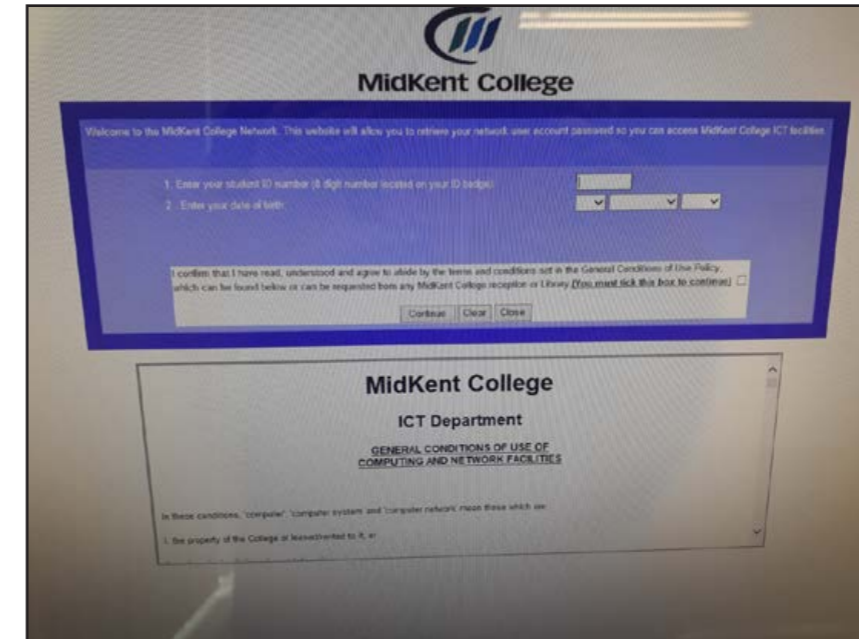


3 Then you just place your book on the grey square. The name of the book will appear on the screen and check the book out to you. When you pick the book up you can press 'Print Receipt' on the screen if you would like a little printout showing you when the book is due back.

Book loans normally last 3-4 weeks.



LOGGING ON TO A COLLEGE COMPUTER



The first time you use a college computer you will need to set up your login details.

On the bottom left corner of the screen there should be an option called 'Other User'. Click on that.

Next you will see a place to type in your username and password.

The very first time you log in, and no other time, you will be given a one off log in name for both username and password.

This will bring up a purple screen where you can set up your new log in details.

On the purple screen you will need to confirm a few details about yourself, including your student ID number and your date of birth.

Next you will see an orange screen, this will include your name and photo. You will need to confirm your details on this screen.

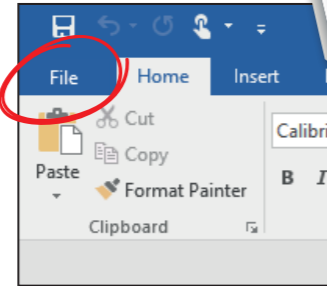
You will be given a password that will start with 3 letters, then an exclamation mark and then some numbers.

From now on when you want to log in to a college computer you will use your student ID number as your username and this password, so make a note of the password and keep it safe!

Don't worry, college staff can give you a new password if you forget it.

HOW TO PRINT FROM A COLLEGE COMPUTER

When you want to print a document or piece of work using a college computer you will normally need to take the mouse to the top left hand corner and click on File and then Print.




Photocopiers are located on all floors.



WHAT WILL MY COMPUTER LOGIN PAGE LOOK LIKE?

When you first log in your PC screen will look similar to this.



Once logged on your home page will look like this. We are focusing on the top 3 icons Moodle, OneDrive and student portal



WHEN YOU HAVE BEEN THROUGH ALL THE OPTIONS SHOWN HERE AND ARE HAPPY WITH YOUR CHOICES, CLICK ON THIS PRINT BUTTON AT THE TOP.

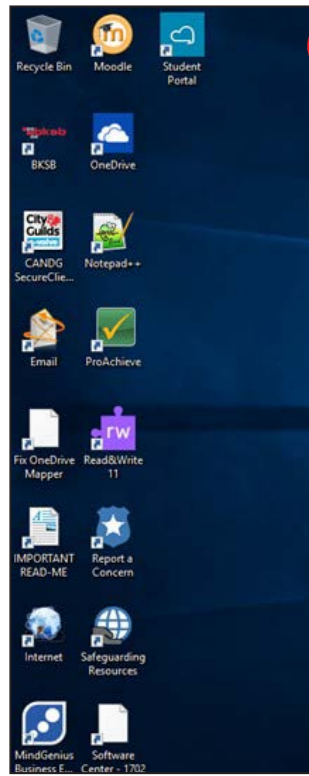
CHECK THE NUMBER OF COPIES THAT YOU WANT TO PRINT.

MAKE SURE THE DOCUMENT IS GOING TO A PRINTER IN MAIDSTONE.

CHOOSE IF YOU WANT TO PRINT ON BOTH SIDES OR JUST ONE SIDE OF THE PAPER.

CHECK TO SEE IF ITS GOING TO PRINT IN COLOUR OR BLACK & WHITE. COLOUR A4 COSTS 20P BUT BLACK & WHITE ONLY COSTS 2P.

ICONS ON YOUR PC SCREEN



This Student Portal image will take you to this screen below from here you can access everything you will need. You can even put money on your ID card. Just ask your personal tutor to help you.



ESSENTIALS. YOUR PPD TUTOR WILL INTRODUCE YOU TO THIS.

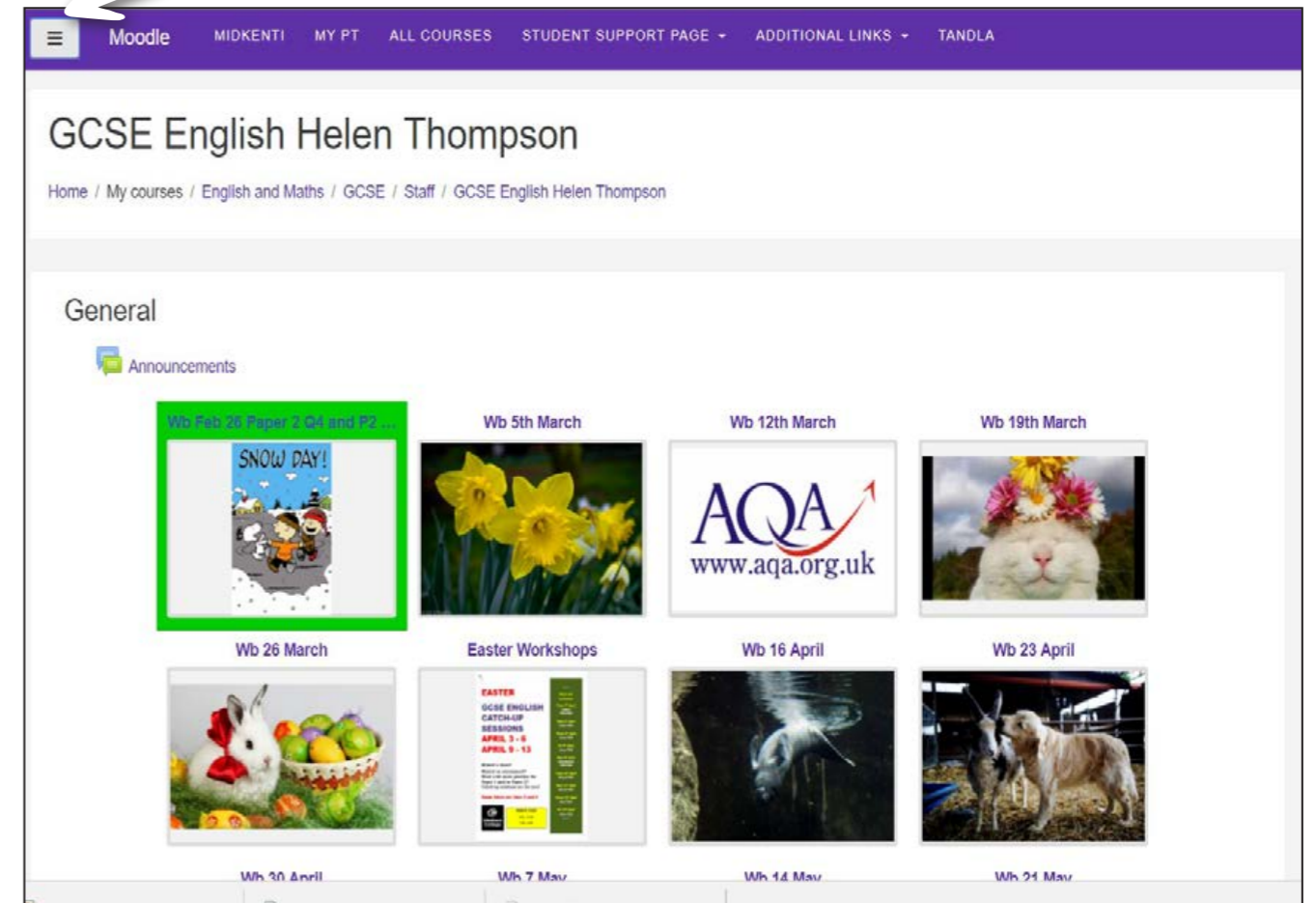
PROPOTAL

EMAIL



MENU

Once your tutor has enrolled you on the right course your screen for each course will look similar to this.

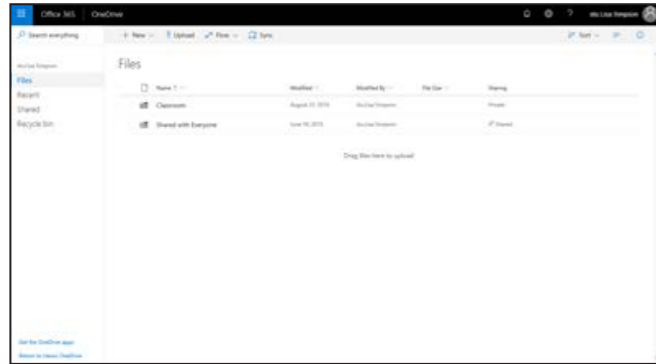
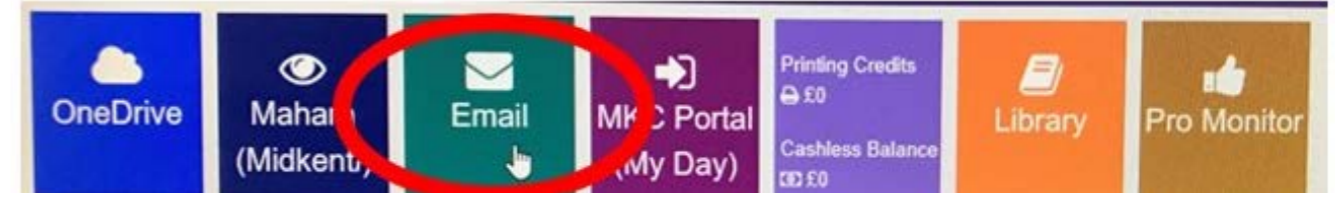


Each tile will open to reveal any course work you are currently working on. Your tutor will show you how to use this.

NOW LETS LOOK AT ONEDRIVE

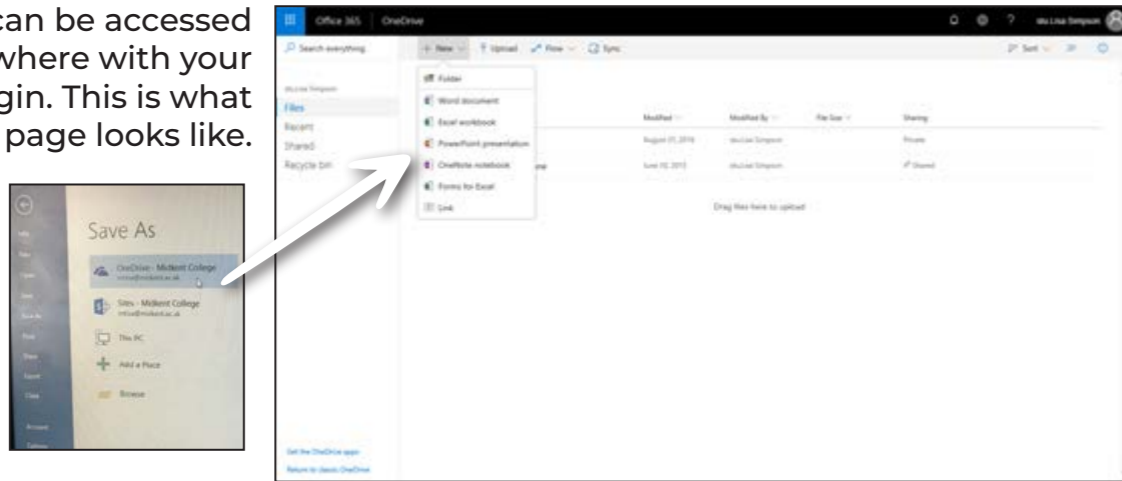


USING EMAIL

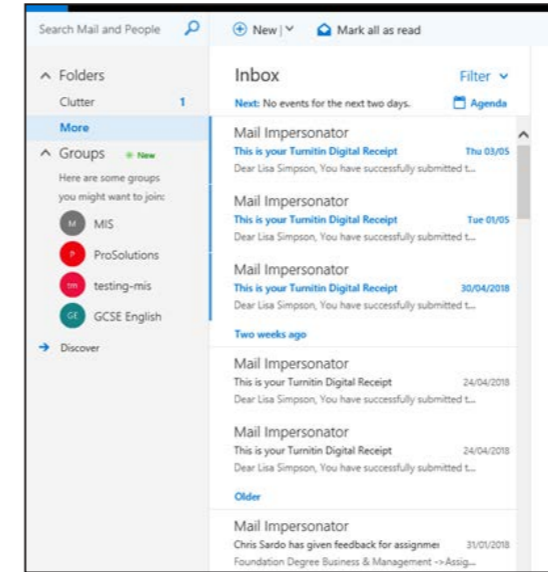
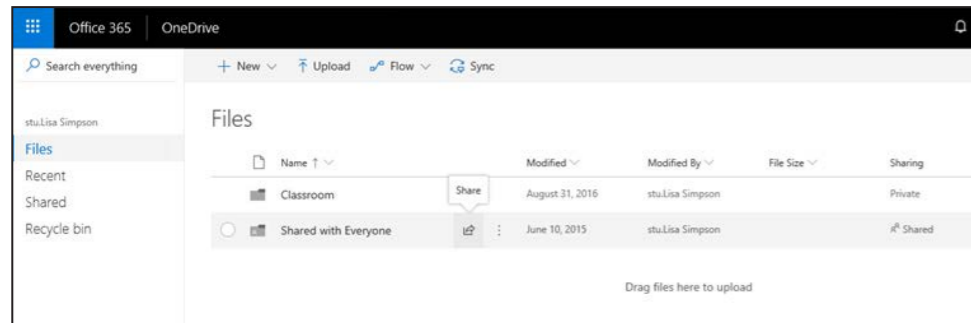


OneDrive can be accessed anywhere with your personal login. This is what the home page looks like.

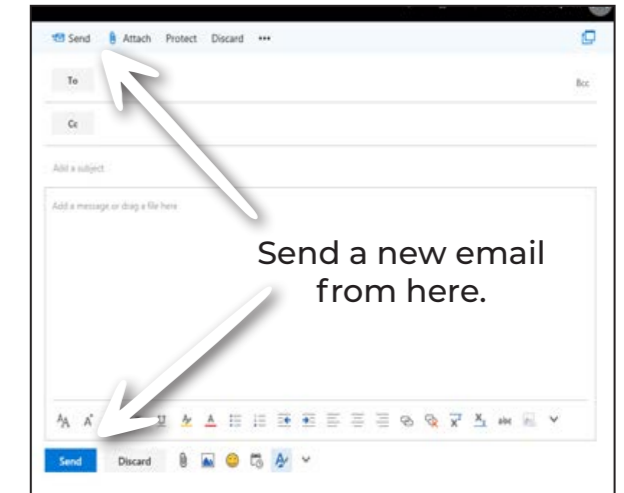
OneDrive can be accessed anywhere with your personal login. This is what the home page looks like.



From here you can then share your document.

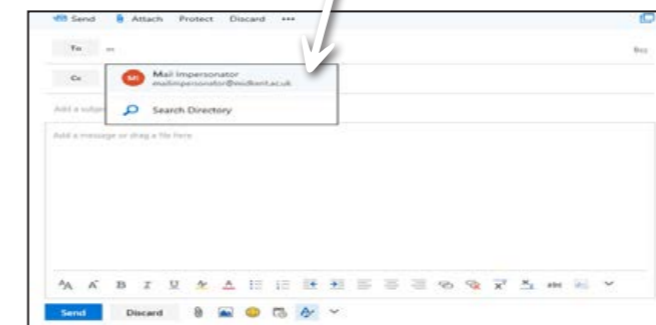


Your opening page will look similar. You may have 1-2 emails already from the administrators at college.

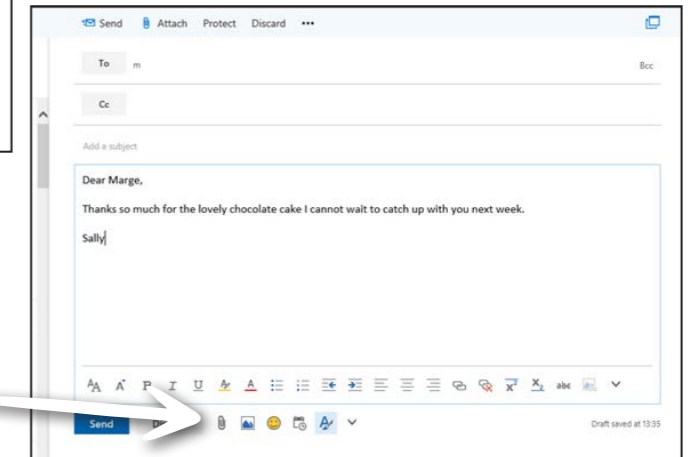


Find who you are sending it to here.

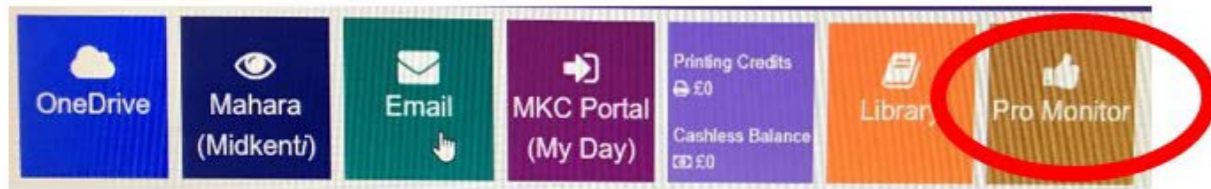
Start to type the persons name a list of possible choices will come up choose the one you want.



You can also attach a document and then send it.



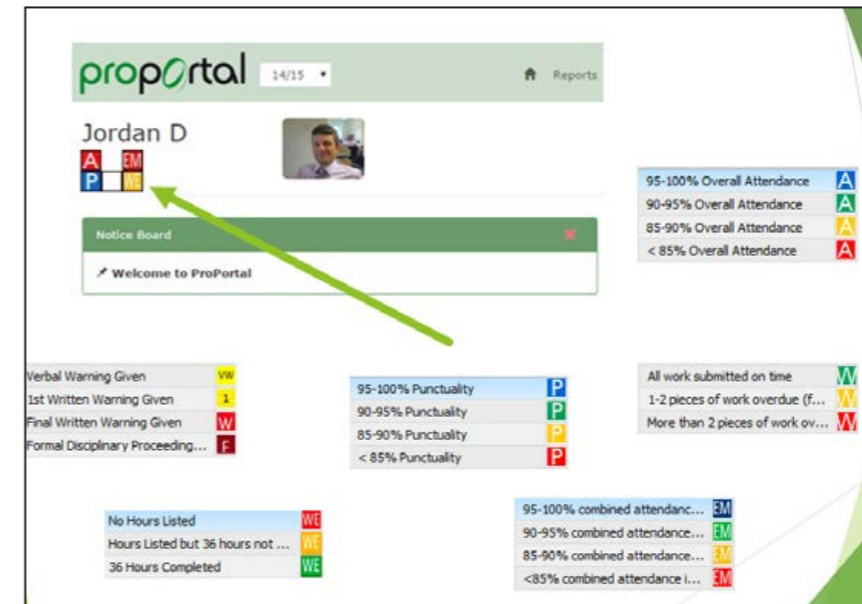
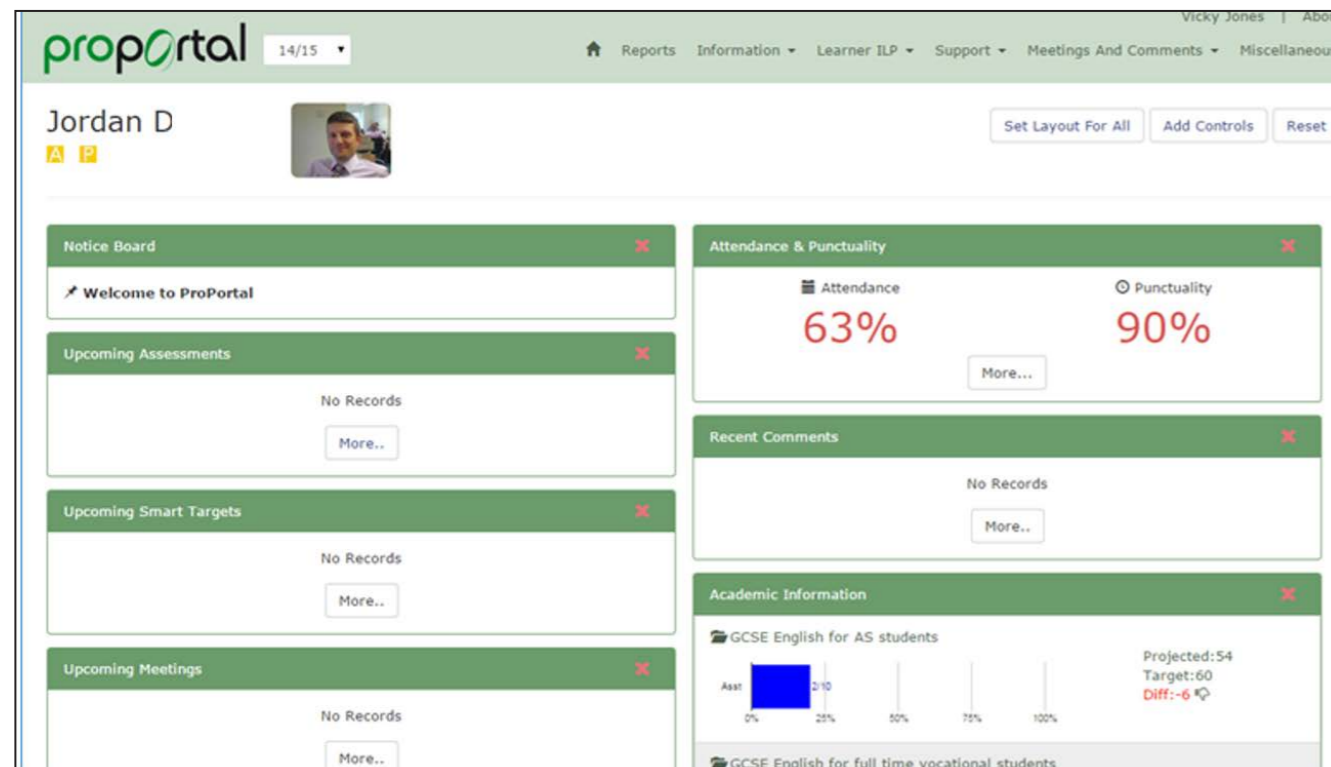
PROMONITOR/PROPORTAL



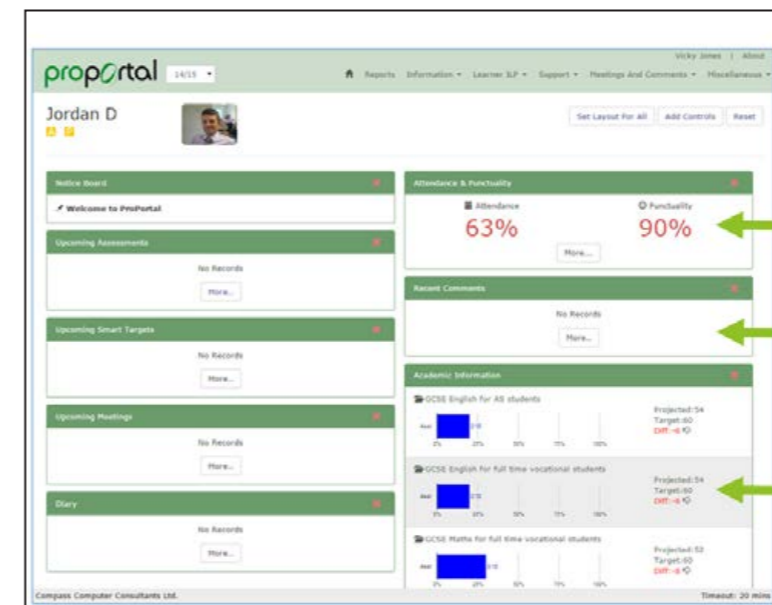
Proportal is your guide to college, everything from your attendance to your assignment grades are found here.

When you click on this page you will be prompted to use your college logon ID.

This is your home screen once you have logged on.



This is what all the boxes mean.



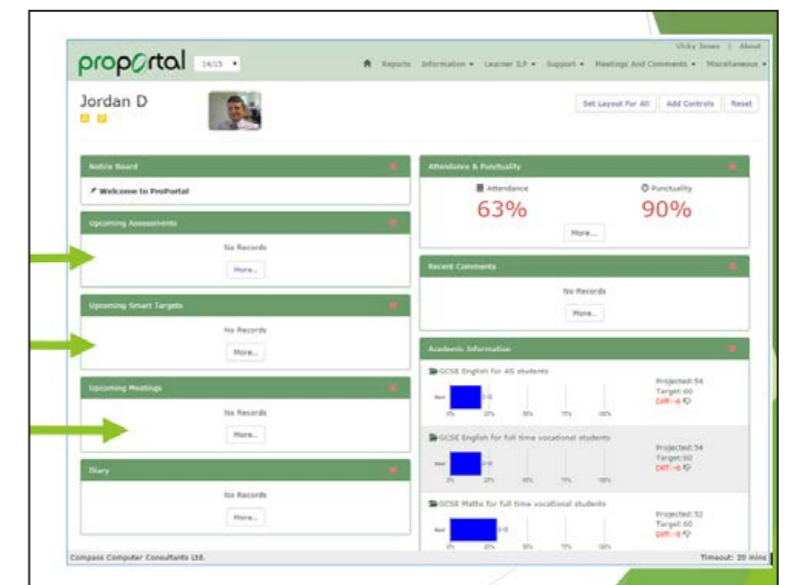
ATTENDANCE AND PUNCTUALITY

CAUSE FOR CONCERN/CELEBRATION AND GENERAL COMMENTS

GRADE TRACKING

Your tutor will show you how to use Proportal for students so please do not worry.

WORK THAT IS DUE SOON
TARGETS THAT ARE DUE FOR COMPLETION
MEETINGS SCHEDULED WITH TUTORS





Download the MyDay app from Google play store or the App store ISO



Each tile will help you at college.

OneDrive all your work in the cloud.

Cashless top up– put money securely on your student ID card.

Attendance and achievements on your course as well as information here and here.

Find you up to date timetable here.

Emails here
Vouchers and student discount here
